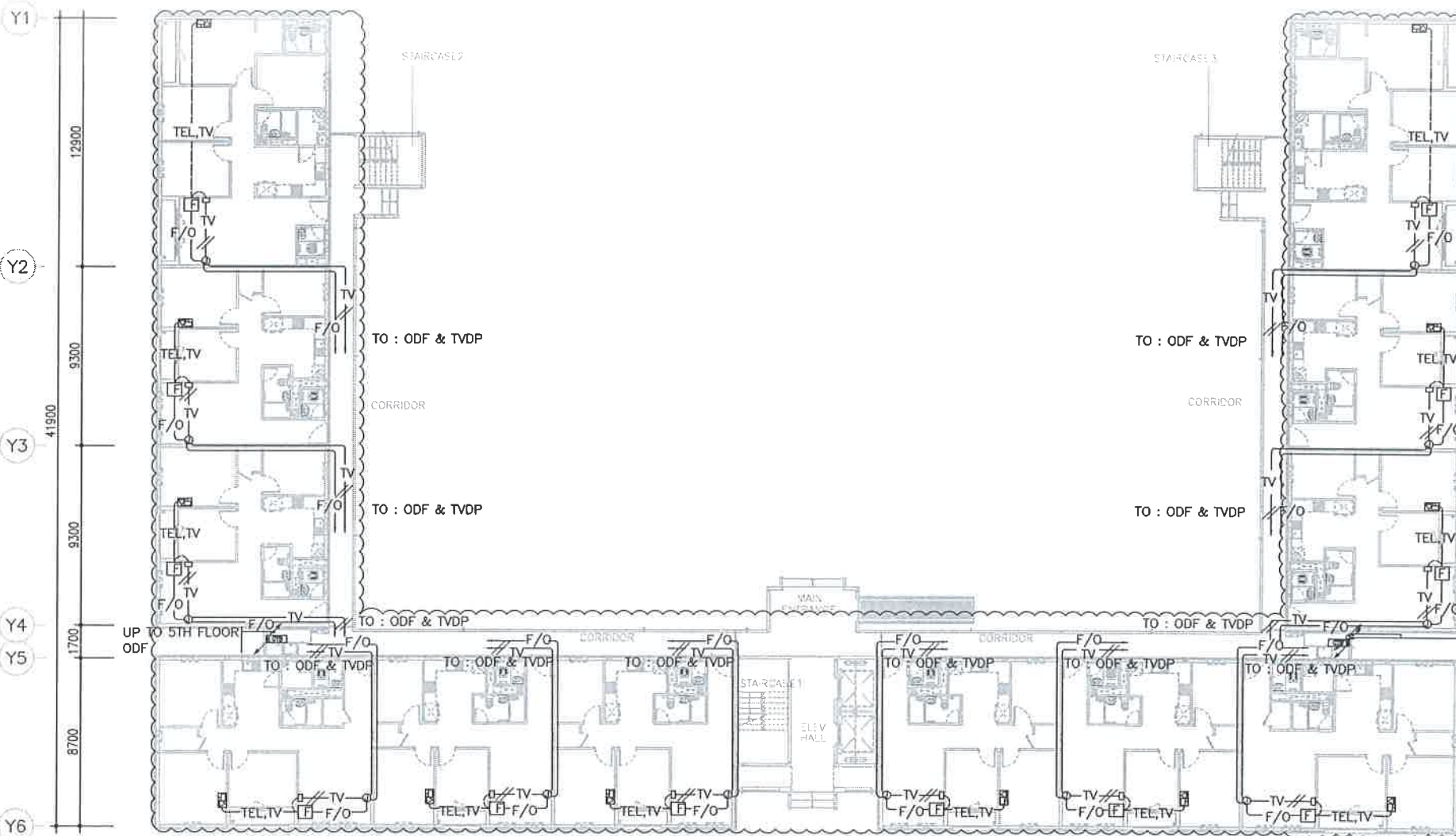



AFTER



SYMBOL		
SYMBOL	DESCRIPTION	REMARK
	TEL (VOICE & DATA) OUTLET	
	TEL (VOICE) & TV OUTLET	
	TV OUTLET	
	MAIN TELEVISION AMP DISTRIBUTION PANEL	
	TELEVISION SIGNAL DISTRIBUTION PANEL	
	SUB TELEPHONE TERMINAL BOX	
	TELEPHONE TERMINAL BOX	
	MULTIPLEXER	
	PULL BOX	
	JUNCTION BOX	
	HAND HOLE	
	GROUNDING TEST BOX	
	EARTH ELECTRODE	
	FIBER BOX(WITH PIGTAIL AND RJ11 JACK)	
	OPTICAL DISTRIBUTION FRAME	WORK SCOPE BY COMMUNICATION SERVICE

## SHOP DRAWING

1. "TYPE R1" MEANS THAT MTB & MDB ARE INSTALLED ON RIGHT SIDE IN RESIDENTIAL BUILDING  
REFER TO BLOCK PLAN DRAWING (E-1001 : ELECTRICAL POWER SYSTEM PLAN, E-1003 : TELECOMMUNICATION SYSTEM PLAN)

3. THIS MARK IS DELETE DEVICE

CABLE SCHEDULE		
NO.	DESCRIPTION	
(A)	F/O CABLE 4C	(CD 32C)
(1)	F/O CABLE 8C	(ELP 40mm)
(2)	F/O CABLE 8C	(PVC 50C)
(3)	REFER TO BLOCK PLAN DRAWING FOR CABLE SCHEDULE	INT. ~ (1)
(G)	GV 16mm <sup>2</sup> X 1	(PVC 25C)
(O)	COAXIAL CABLE x 2	(CD 32C)
(1)	450/750V Cu/PVC 2.5mm <sup>2</sup> x 2, E-2.5mm <sup>2</sup>	(CD 20C)

### CONDUIT AND WIRING FOR TELEPHONE & TV

TV	COAXIAL CABLE x 1	(CD 25C)
TV	COAXIAL CABLE x 2	(CD 25C)
TEL,TV	UTP CAT5 4P/0.5mm x 1	(CD 25C)
TEL,TV	COAXIAL CABLE x 1	(CD 25C)
TV,F/O	COAXIAL CABLE x 1	(CD 25C)
F/O CABLE 1C x 1		
TEL,TV	UTP CAT5 4P/0.5mm x 1	(CD 25C)
TEL,TV	COAXIAL CABLE x 1	(CD 25C)
F/O	F/O CABLE 1C x 1	(CD 25C)

### LINE TYPE ACCORDING TO LOCATION OF CONDUIT

---	EXPOSED CONDUIT
---	EMBEDDED IN H/C SLAB, SOLID SLAB, WALL
---	EMBEDDED IN TOPPING CONCRETE
---	UNDERGROUND

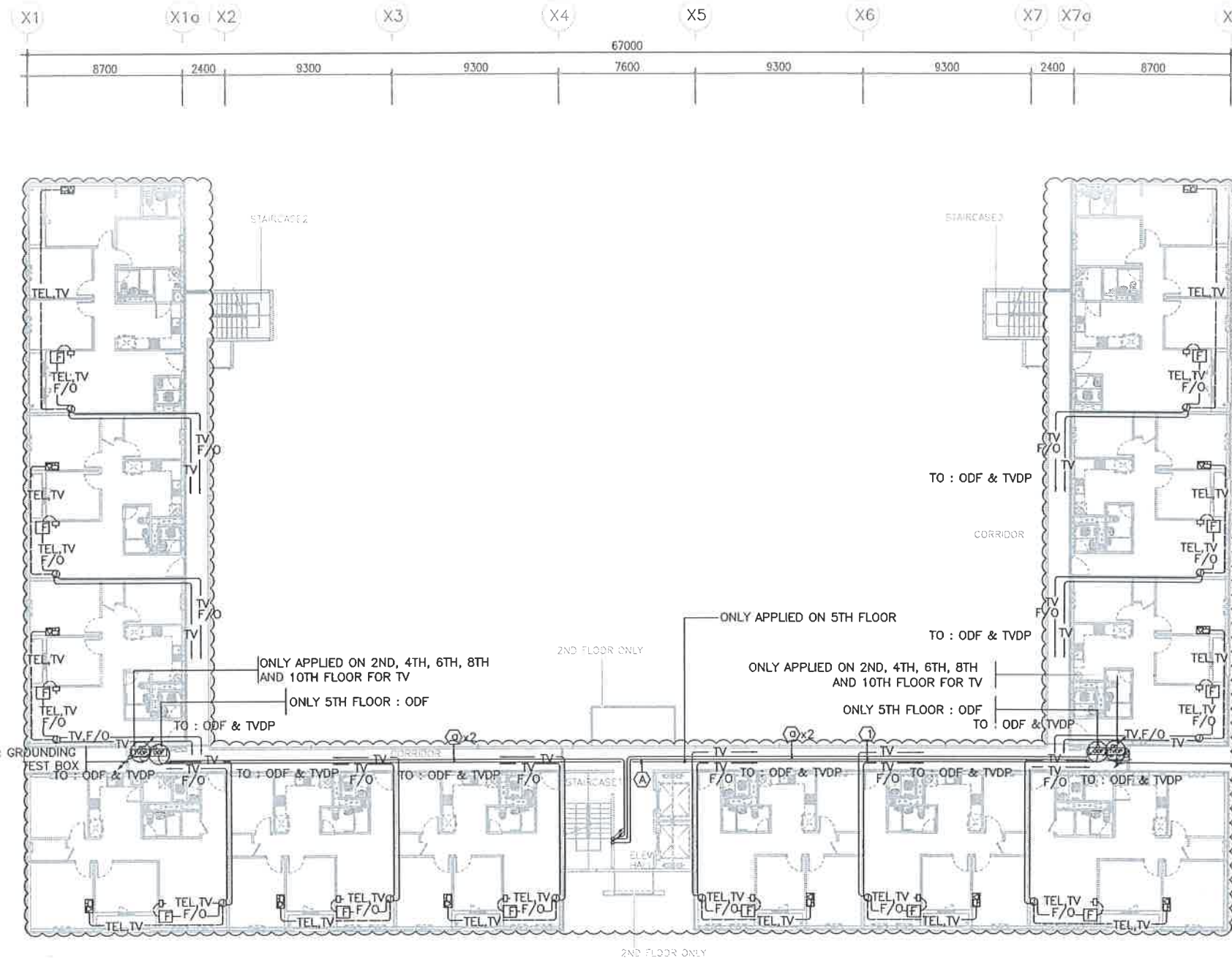
## 1 1ST FLOOR COMMON AREA TELEPHONE & TV SYSTEM LAYOUT (TYPE R1)

SCALE 1:300

- ALL BLOCK APPLY EXCLUDE AT A1,A3 BLOCK AND GROUND FLOOR OF THE A5 BLOCK(TRADITIONAL TYPE)

Owner NATIONAL INVESTMENT COMMISSION International Zone, Baghdad, Iraq		PROJECT TITLE BISMAYAH NEW CITY PROJECT NATIONAL HOUSING PROGRAM		DRAWING TITLE 1ST FLOOR COMMON AREA TELEPHONE & TV SYSTEM LAYOUT (TYPE R1)		
Investor / Contractor HANWHA E&C		DRAWN BY 2012	CHECKED BY 2012	CHECKED BY 2012	APPROVED BY 2012	SCALE A1 1:150 A3 1:300
					DRAWING NO E - 7102	REV

# AFTER



SYMBOL		
SYMBOL	DESCRIPTION	REMARK
①	TEL (VOICE & DATA) OUTLET	
②	TEL (VOICE) & TV OUTLET	
③	TV OUTLET	
④	MAIN TELEVISION AMP DISTRIBUTION PANEL	
⑤	TELEVISION SIGNAL DISTRIBUTION PANEL	
⑥	MAIN TELEPHONE DISTRIBUTION PANEL	
⑦	SUB TELEPHONE TERMINAL BOX	
⑧	TELEPHONE TERMINAL BOX	
⑨	MULTIPLEXER	
⑩	PULL BOX	
⑪	JUNCTION BOX	
⑫	HAND HOLE	
⑬	GROUNDING TEST BOX	
⑭	EARTH ELECTRODE	
⑮	FIBER BOX(WITH PIGTAIL AND RJ11 JACK)	
⑯	ODF	WORK SCOPE BY COMMUNICATION SERVICE

## SHOP DRAWING

1. 'TYPE R1' MEANS THAT ODF & MOB ARE INSTALLED ON RIGHT SIDE IN RESIDENTIAL BUILDING  
REFER TO BLOCK PLAN DRAWING (E-1001 : ELECTRICAL POWER SYSTEM PLAN, E-1003 : TELECOMMUNICATION SYSTEM PLAN)


3. ① THIS MARK IS DELETE DEVICE

CABLE SCHEDULE		
NO.	DESCRIPTION	
①	F/O CABLE 4C	(CD 32C)
②	F/O CABLE 8C	(ELP 40mm)
③	F/O CABLE 8C	(PVC 50C)
④	REFER TO BLOCK PLAN DRAWING FOR CABLE SCHEDULE	INT. ~ ①
⑤	GV 16mm <sup>2</sup> X 1	(PVC 25C)
⑥	COAXIAL CABLE x 2	(CD 32C)
⑦	450/750V Cu/PVC 2.5mm <sup>2</sup> x 2, E-2.5mm <sup>2</sup>	(CD 20C)

### CONDUIT AND WIRING FOR TELEPHONE & TV

TV	COAXIAL CABLE x 1	(CD 25C)
TV	COAXIAL CABLE x 2	(CD 25C)
TEL,TV	UTP CAT5 4P/0.5mm x 1 COAXIAL CABLE x 1	(CD 25C)
TV,F/O	COAXIAL CABLE x 1 F/O CABLE 1C x 1	(CD 25C)
TEL,TV	UTP CAT5 4P/0.5mm x 1 COAXIAL CABLE x 1 F/O CABLE 1C x 1	(CD 25C)
F/O	F/O CABLE 1C x 1	(CD 25C)

LINE TYPE ACCORDING TO LOCATION OF CONDUIT	
---	EXPOSED CONDUIT
---	EMBEDDED IN H/C SLAB, SOLID SLAB, WALL
---	EMBEDDED IN TOPPING CONCRETE
---	UNDERGROUND



1 2ND~10TH FLOOR COMMON AREA TELEPHONE & TV SYSTEM LAYOUT (TYPE R1)

- ONLY APPLY AT A1,A3 AND GROUND FLOOR OF THE A5 BLOCK(TRADITIONAL TYPE)

Owner NATIONAL INVESTMENT COMMISSION International Zone, Baghdad, Iraq		PROJECT TITLE BISMAYAH NEW CITY PROJECT NATIONAL HOUSING PROGRAM				DRAWING TITLE 2ND~10TH FLOOR COMMON AREA TELEPHONE & TV SYSTEM LAYOUT (TYPE R1)		
Investor / Contractor HANWHA E&C		DRAWN BY	CHECKED BY	CHECKED BY	APPROVED BY	SCALE	DRAWING NO	REV
		2012	2012	2012	2012	A1 1:150 A3 1:300	E - 7103	